

Descriptions	Unit Price	Quantity	Amount
Fried Garlic Squid	200.00	1.00	200.00
Crispy Shrimps	190.00	1.00	190.00
Hot Calamares	200.00	1.00	200.00
Japanese Siomai	80.00	1.00	80.00
Crunchy Fish Fillet w/ Mango Sauce & Rice	190.00	1.00	190.00
Chicken in Chili Sauce w/ Rice	170.00	1.00	170.00
Baked Spareibs w/ Special Sauce	180.00	1.00	180.00
Yang Chow Rice (2-3 Persons)	160.00	1.00	160.00
Cocktail - Long Island Iced Tea(Pitcher)	300.00	1.00	300.00
Fruit Juice - Mango	60.00	1.00	60.00
Fruit Juice - Four Seasons	60.00	1.00	60.00
Subtotal			1,790.00

QPOS Retail Management System

The main screen of the **POS** is intuitively arranged for easier access to functions and for more efficient operation.

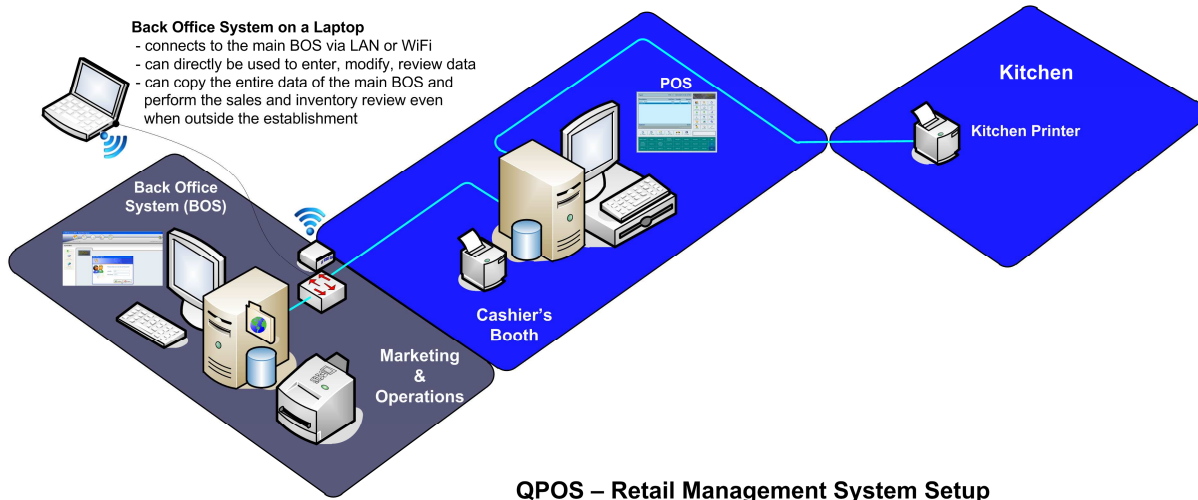
Almost all the function buttons, Mode of Payment, One Key PLUs are accommodated on the main screen.

The **Back Office System** provides tools for the store manager to easily monitor sales, inventory, and loyalty data.

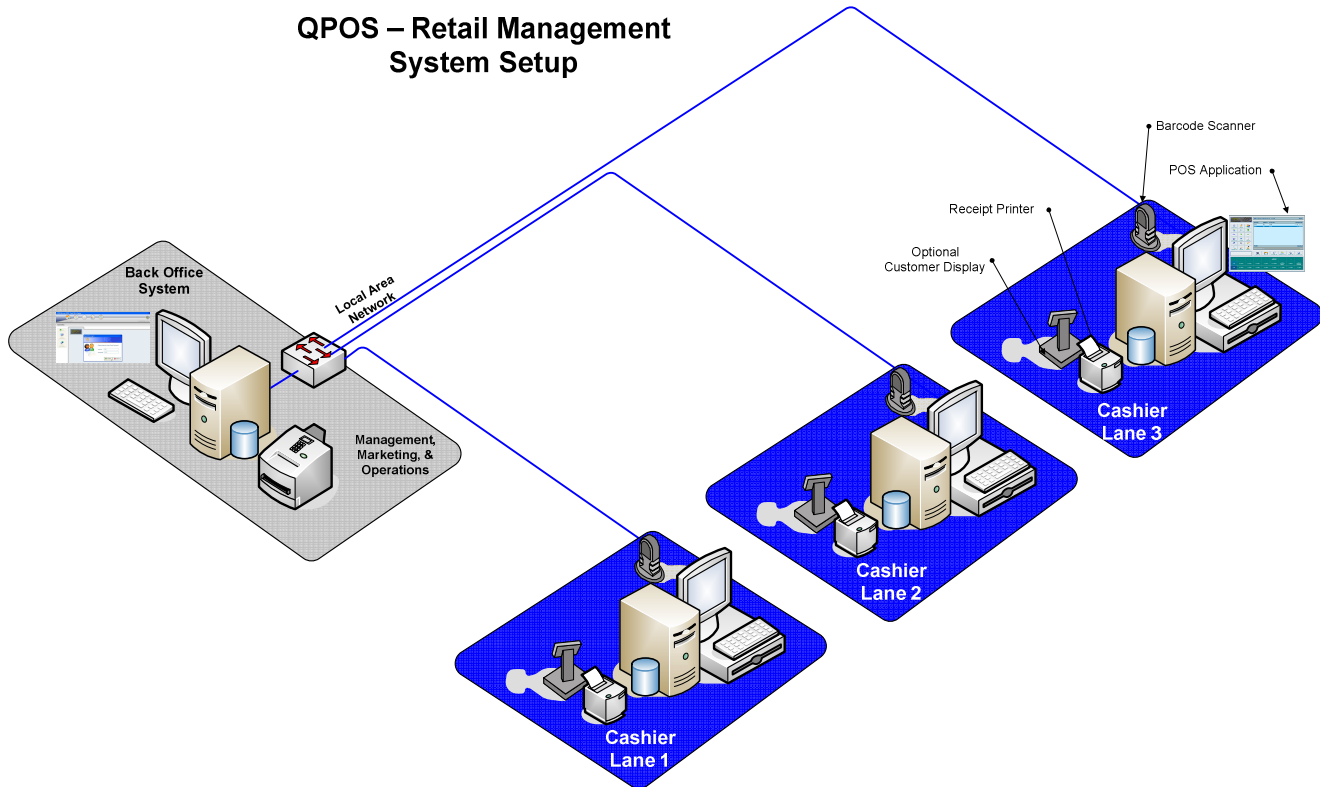
Different user access rights are configurable.

The **Central Management System** has a consistent look and feel with that of the Back Office System and provides sufficient tools to centrally administer product data, price changes, promotions, & trading reports.

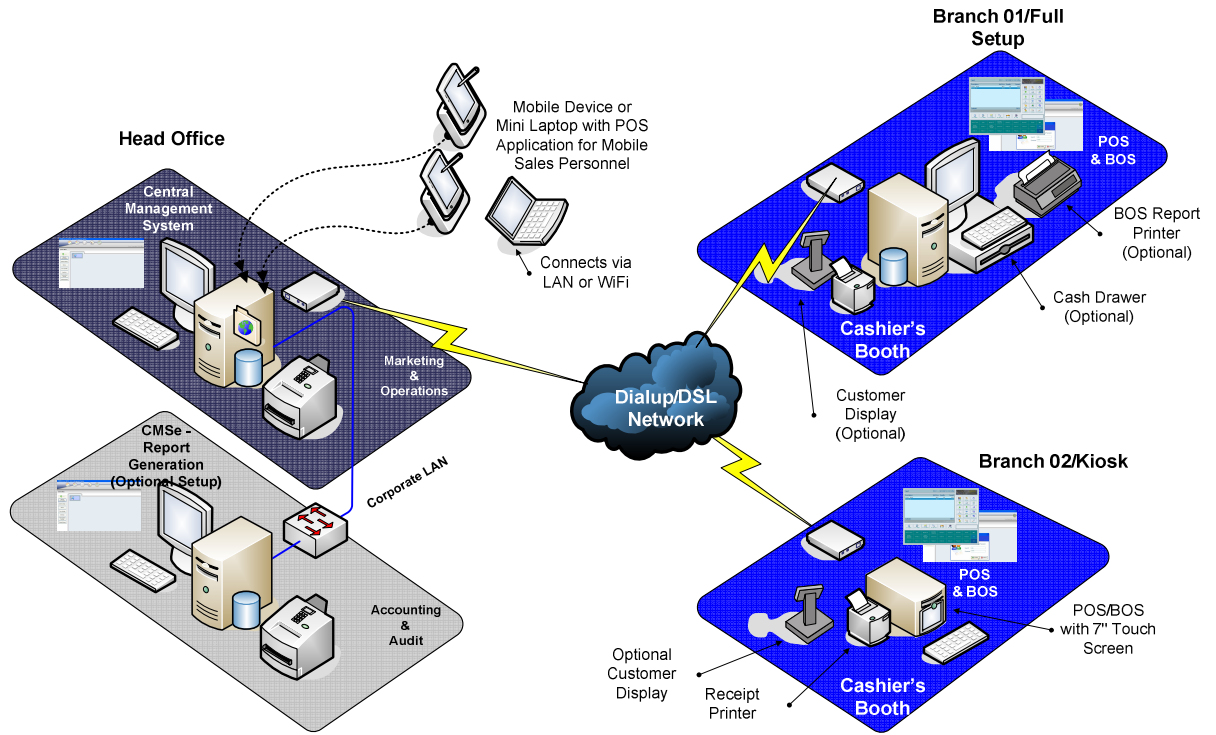
Customer Databases can be managed at the store level or at the HO level. Loyalty points issued from the different branches can be accumulated at the HO and can be redeemed at any site.



Note: Customer display is an optional peripheral. Thermal Receipt Printer is recommended for fast and economical generation of receipts and reconciliation reports. Both the POS and BOS Applications can reside on one desktop computer. Putting a Kitchen Printer is also optional.



Note: The above diagram is the typical setup of grocery stores or supermarkets. POS Terminals can be set to Online (Real Time) mode or Offline/Semi-Offline (Near Real Time) mode.



QPOS – Retail Management System Multi-Branch Setup

Software Feature Summary

QPOS Feature Summary (Used by the Cashier/Order Taker)	
Graphically Attractive User Interface <ul style="list-style-type: none"> Parameterized graphics Objects are themed – Determines if themes are used Editable form colours 	✓
Keyboard only control including keyboard layout functionality	✓
Supports Touch Screen only control and Mouse & Keyboard control	✓
Runs on standard PC hardware (non proprietary)	✓
Runs on Windows7 and Windows XP Operating Systems	✓
Standard MOP's (Cash, COD, EFT Card, Local Account , Cheque, Coupons, Loyalty Points)	✓
Access control profile of POS functions such as price override, discounts, void, refund, etc	✓
Real time transaction processing, setup changes from the back office are applied immediately	✓
Add PLUs to the sale window via: <ul style="list-style-type: none"> Barcode scanner Manual barcode entry PLU short code PLU browser facility One key PLU / Shortcut Keys / Fast Keys (on screen) 	✓
Sale item modification: <ul style="list-style-type: none"> Quantify an item Standard discounts of items Item price override Refund an item and include a reason code Delete an item Can apply a discount to a sale which is then applied to each sale item 	✓
Order tracking via Tag Number/Table Number assignment. Reassign orders to a different table	✓
Temporarily Park a transaction to bill another customer. Split the bill on a per item basis	✓
Safe-drop processing, warning levels can be defined on a per POS basis	✓
Print duplicate receipt (Automatic and Manual)	✓
Receipt Browser / Receipt History	
Cash drawer open	✓
Payin and Payout processing with user defined reason description	✓
POS reporting: <ul style="list-style-type: none"> Cash drawer reconciliation reporting <ul style="list-style-type: none"> Includes Day Total & Year to Date Total Number of items voided, number of refunds 	✓
Local Account charge sales and ROA (Receive on Account) processing – if allowed by the store.	✓
Manager/Supervisor logon to allow an operator to logon with higher access to perform functions such as price override, delete items and etc.	✓
Supports 3 levels of pricing: Standard Retail Price, Whole Sale Price, Volume Purchase Price	✓
Access the back office from within the POS application to perform tasks such as entering stock counts - if allowed by the store.	✓
Promotions: <ul style="list-style-type: none"> Single item promotion Multi product promotions (combo promotions) Happy hour promotions Markdown Loyalty Points issuance per Product or Product Category 	✓
Discount profile is applied on a per customer type basis	✓

QBOS Feature Summary (Used by the Supervisor & Proprietor)	
Runs on standard PC hardware with Windows7 or Windows XP Operating System	✓
Stock Management	✓
Product Maintenance <ul style="list-style-type: none"> • Add, and maintain products – Per item or batch upload • Search for products & Markdown price history • Stock valuation report by category, department and line item • Alternate barcode per product • Tax rule defined on a per product basis • Predictive ordering parameters • Forward Pricing Inventory Monitoring <ul style="list-style-type: none"> • Supports products with 3 types of Packing – Each, Pack, Case • Inventory level from each packing type are updated whenever a sale is done • Stocks are transferred from one packing type to another when needed 	✓
Supplier maintenance <ul style="list-style-type: none"> • Define the list of approved suppliers, record payables, returns, payments 	✓
Deliveries, Stock-takes, & Inventory <ul style="list-style-type: none"> • Receive Electronic Packing List from HO or manually input supplier deliveries to update inventory data and supplier payables • Perform standard rolling stock takes with history to correct inventory data • Batch upload beginning stock inventory data from Portable Data Collection Devices during opening or at the beginning of the year 	✓
Price Maintenance	
Marked Down Price <ul style="list-style-type: none"> • Download source data for Marked Down Prices from the HO through CMS • Manually change price per item on the Back Office System SRP Sale (% discount) <ul style="list-style-type: none"> • Download source data for on Sale Products from the HO through CMS • Manually change on sale item price on the Back Office System 	✓
Audit trail	✓
Search, View and Print POS transactions using a wide variety of available filters Review transactions such as Cash, COD, Cards, Local Account, Cheque, Coupon, Safe Drop, Cash ROA, Cheque, ROA, Payin, Payout, Refund, Discount, Free items (Items sold at 0.00)	✓
Trading reports	✓
POS Shift reconciliation	✓
Trading reports – Business Units, Department, Royalty, Cashier, MOP and TAX reports breakdown by POS or Cashier, sort & group sales data by supplier	✓
Customers Sales Reports	✓
Z-Report	✓
Top Sales Reports (By Value or by Quantity)	✓
Credit Card/EFT Sales Reports	✓
Sales Invoice Report, Detailed Sales Report, Gross Profitability Report	✓
Staff configuration	✓
Cashier and Back Office user profiles	✓
Define cashier and back office user names and passwords and assign user roles	✓
Local Accounts (Standard Feature of Full Product)	✓
Define Local Accounts, Credit Limits, and fees if applicable	✓
Define local account groups such as monthly, semi & weekly terms. Staff accounts	✓
Print customer account statements by period. Print current/open period statements.	✓

QBOS Feature Summary (Used by the Supervisor & Proprietor) ...continuation	
Attendant	✓
Define attendant categories including sales agents and their targets	✓
Print attendant performance report, including sales achievement versus target	✓
BOS Setup	✓
Database Purging Setup <ul style="list-style-type: none"> • Automatic purging (Options: 2, 3, 4, 5 years data retention) 	✓
Database Backup <ul style="list-style-type: none"> • Configurable Database Backup Destination • Seven individual database backup files to minimize data loss during hard disk failure Menu Driven Restore Database Function <ul style="list-style-type: none"> • Select particular backup file to restore • Select specific database/table to restore to the production environment 	✓
Define back office setup data such as: <ul style="list-style-type: none"> • Business Units, Departments and Categories • Units of measure • Tax configuration 	✓
Data Transfer (Branch to Central Management System) <ul style="list-style-type: none"> • Communication through Dialup and/or DSL • Upload Sales and Inventory Data • Download New Product Definitions • Download Marked Down and Sale Prices • Download product delivery data, upload accepted delivery data 	✓
Promotions Setup <ul style="list-style-type: none"> • Single item promotion • Multi product promotions (combo promotions) • Happy hour promotion 	✓
Shelf Labels & Barcode Printing <ul style="list-style-type: none"> • Keeps a list of items that had undergone price change and can generate shelf labels automatically. • User can select items that need their shelf labels to be reprinted. • The user can export barcode numbers and descriptions of products to an excel file that can be used for barcode printing 	✓
Customers Management – Local/Branch Level (Standard Feature of Full Product)	✓
Customers Maintenance <ul style="list-style-type: none"> • Define the type of customers and profiles • Define Customers account on a per type basis • Card number setup filtered by Account number • Search for customers • Customers discount profile • Customer Transaction Reporting • Customer Loyalty Points Reporting • Loyalty Points Redemption <p>This module can be customized to interface with an existing Third Party Database.</p>	✓

QCMS Feature Summary (Used by the Head Office Personnel) This is a Recommended Module for Multi-Branch Setup	
CMS Setup	✓
Database Purging Setup <ul style="list-style-type: none"> • Automatic purging (Options: 2, 3, 4, 5 years data retention) Once the set data retention year is reached, oldest transactions are automatically purged. 	✓
Database Backup and Restore <ul style="list-style-type: none"> • 7 Rotating Database Backup Folders • Configurable Database Backup Destination – to another disk or USB Drive • Point and click backup folder to restore (security profile enabled) 	✓
Define Trading Setup for the Branches such as: <ul style="list-style-type: none"> • Business Units, Departments, and Categories • Product Definitions including cost, gross margin, & royalty rates 	✓
Centralized Consolidation of Branch Data <ul style="list-style-type: none"> • Communication through Dialup and/or DSL • Trading Reports – Summary and Detailed Sales Reports • Royalty Report • Top Product Sales Report • Inventory Data • Customer Transaction Details and Loyalty Points earned • User's sales activity audit trail • Product delivery data and status 	✓
Centralized Definition and Preparation of the following data: <ul style="list-style-type: none"> • Product Promotion & Price Change Memo • Electronic Product Delivery Receipts for Branches • Stock Adjustment for Branches 	✓
Centralized Customers Management – combines data from branches	✓
Customers Maintenance <ul style="list-style-type: none"> • Define the type of customers and profiles • Define Customers account on a per type basis • Card number setup filtered by Account number • Search for customers • Customers discount profile • Customer Transaction Reporting • Customer Loyalty Points Reporting <p style="margin-top: 10px;">This module can be customized to interface with an existing Third Party Database.</p>	✓

- Note: QPOS Retail Automation Software is accredited by**
- **BIR (Accreditation # 050-006966626-000343)**
 - **ROBINSONS MALLS**
 - **NE PACIFIC MALLS**